



MONTHLY MEMBERSHIP PROGRESS REPORT

District 5 SE

Results as of: 10/31/2017

GMT: MICHAEL MOLEND A

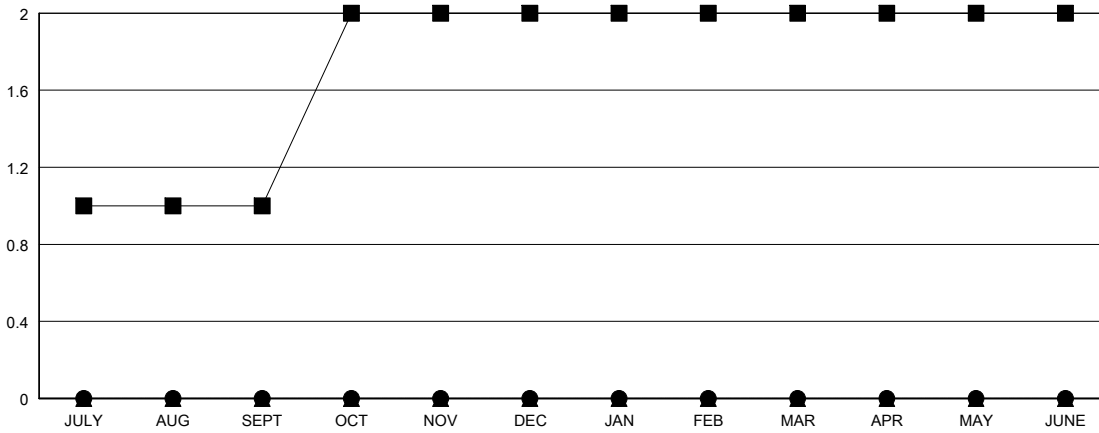
LOCATION SOUTH DAKOTA

GMT CA

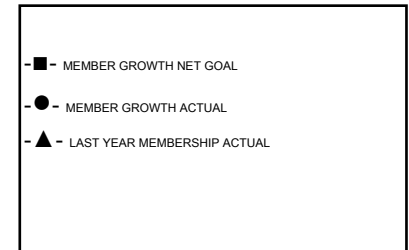
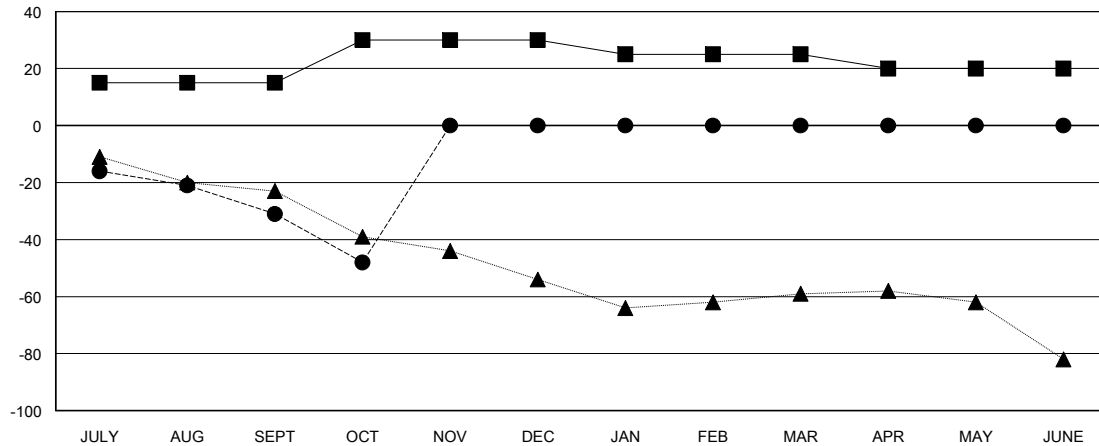
Clubs			
RESULTS FOR 2017-2018			
QUARTER	NEW CLUB GOAL	NEW CLUBS	DROPPED CLUBS
JULY/AUG/SEPT	1	0	1
OCT/NOV/DEC	1	0	1
JAN/FEB/MAR	0	0	0
APR/MAY/JUNE	0	0	0

Members			
RESULTS FOR 2017-2018			
QUARTER	MEMBER GROWTH NET GOAL	MEMBER GROWTH ACTUAL	DROPPED MEMBERS ACTUAL (including transfers)
JULY/AUG/SEPT	15	14	44
OCT/NOV/DEC	15	19	35
JAN/FEB/MAR	-5	0	0
APR/MAY/JUNE	-5	0	0

GOALS AND ACTUAL NEW CLUBS CUMULATIVE



GOALS AND ACTUAL MEMBERS CUMULATIVE



DROPPED CLUBS: 2

18 CLUBS OF 48 ADDED 1 OR MORE NEW MEMBERS
--

GENDER DISTRIBUTION	
MALE	912 (72.04%)
FEMALE	354 (27.96%)
Women Percentage Fiscal Year Goal: 29%	

DROPPED MEMBERS	
DECEASED	10
CLUB CANCELLED	0
OTHER	69
TOTAL	79

[CLICK HERE FOR CUMULATIVE MEMBERSHIP DATA](#)

TOTAL FAMILY UNIT MEMBERS	187
FAMILY MEMBERS PAYING HALF DUES	94